

ಉನ್ನತ ಶಿಕ್ಷಣ ಇಲಾಖೆ
Department of Higher Education
ಮಾರ್ಕ್ಸ್ ಕಾರ್ಡ್ ನಿಂದ ತಡೆಹಿಡಿಯಲಾದ ತೆಗೆದು ಹಾಕುವಿಕೆಗಾಗಿ ಅರ್ಜಿ
Application For Removal Of Withheld From The Marks Card

Step 1: Go to sevasindhu.karnataka.gov.in website and click on **Departments & Services**

Note: Supported browser versions are Internet explorer 9+, Mozilla 50+ and Chrome 52+

SEVA SINDHU
GOVERNMENT OF KARNATAKA

SRI. B.S.YEDIYURAPPA
Hon'ble Chief Minister,
Government of Karnataka

SRI. S.SURESH KUMAR
Hon'ble Minister of Primary & Secondary
Education and Sakala,
Government of Karnataka

HOME ABOUT SEVA SINDHU **DEPARTMENTS & SERVICES** SERVICE CENTERS GRAMA ONE TRACK YOUR APPLICATION STATUS REPORTS-DASHBOARD FAQ DEPARTMENT CONTACT DETAILS CONTACT

Track your application status for covid relief fund-2021

Application for 11 categories of Unorganized workers to avail Rs.2000/- as one time compensation due to 2nd wave of Covid-19
User Manual | Video Manual

Covid-19: One-time financial assistance to Chammaras/Leather Artisans
Last date to apply for this service is June 30, 2021 | Guidelines
User Manual | Video Manual

Disbursement of cash for Covid-19 relief to Auto-rickshaw drivers, Taxi drivers and Maxi Cab drivers.
User Manual | Video Manual

Call Center Number - 8088304855/ 6361799796 /9380204364 / 9380206704 - 9AM TO 6PM (Except Government Holidays)

Step 2: Click on **Higher education Department** and select **Application for Removal of withheld from the marks card**. Alternatively, you can search for Application for Removal of withheld from the marks card in the **search option**.

SEVA SINDHU
GOVERNMENT OF KARNATAKA

SRI. B.S.YEDIYURAPPA
Hon'ble Chief Minister,
Government of Karnataka

SRI. S.SURESH KUMAR
Hon'ble Minister of Primary & Secondary
Education and Sakala,
Government of Karnataka

HOME ABOUT SEVA SINDHU **DEPARTMENTS & SERVICES** SERVICE CENTERS GRAMA ONE TRACK YOUR APPLICATION STATUS REPORTS-DASHBOARD FAQ DEPARTMENT CONTACT DETAILS CONTACT

Search Service

+ Election Commission + Forest, Ecology and Environment Department + Higher Education Department

+ Empowerment of Differently Abled and Senior Citizen + Government Tool Room & Training Centre + Horticulture Department

+ Energy Department + Gulbarga Electricity Supply Company Limited + Housing Department

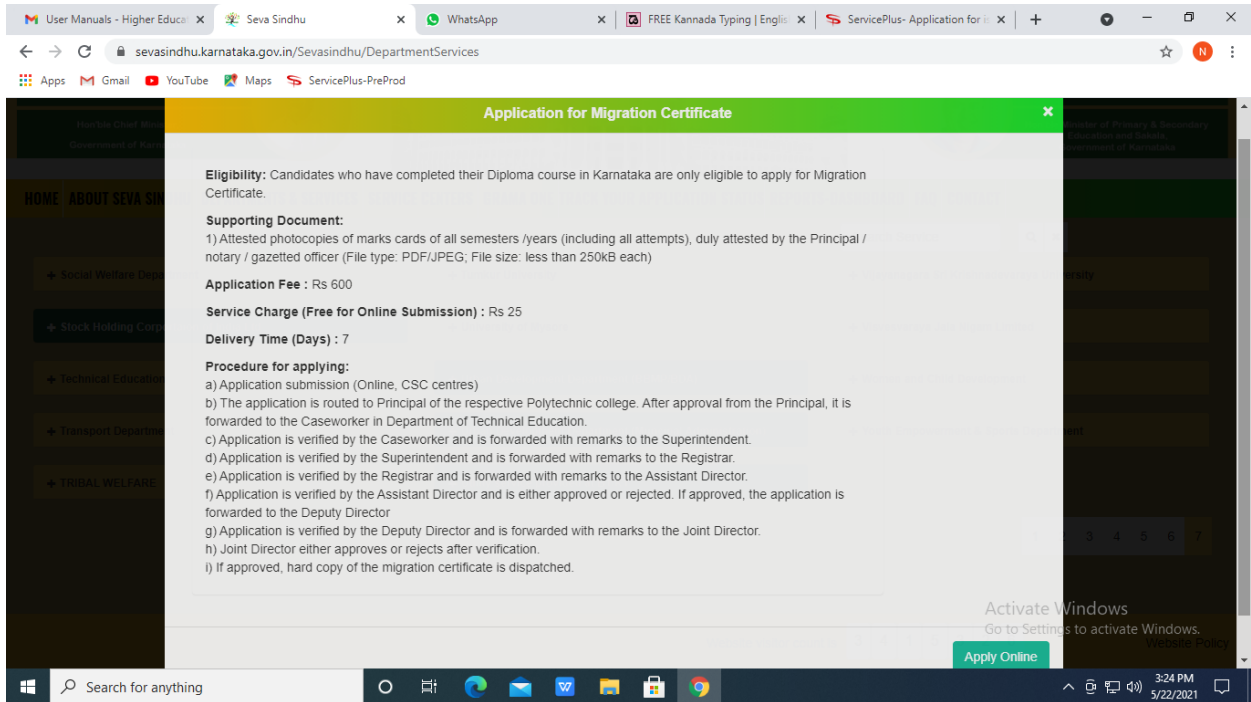
+ EXCISE DEPARTMENT + Gulbarga University + Hubli Electricity Supply Company Limited

+ Food And Civil Supplies Department + Health And Family Welfare + Information and Public Relations

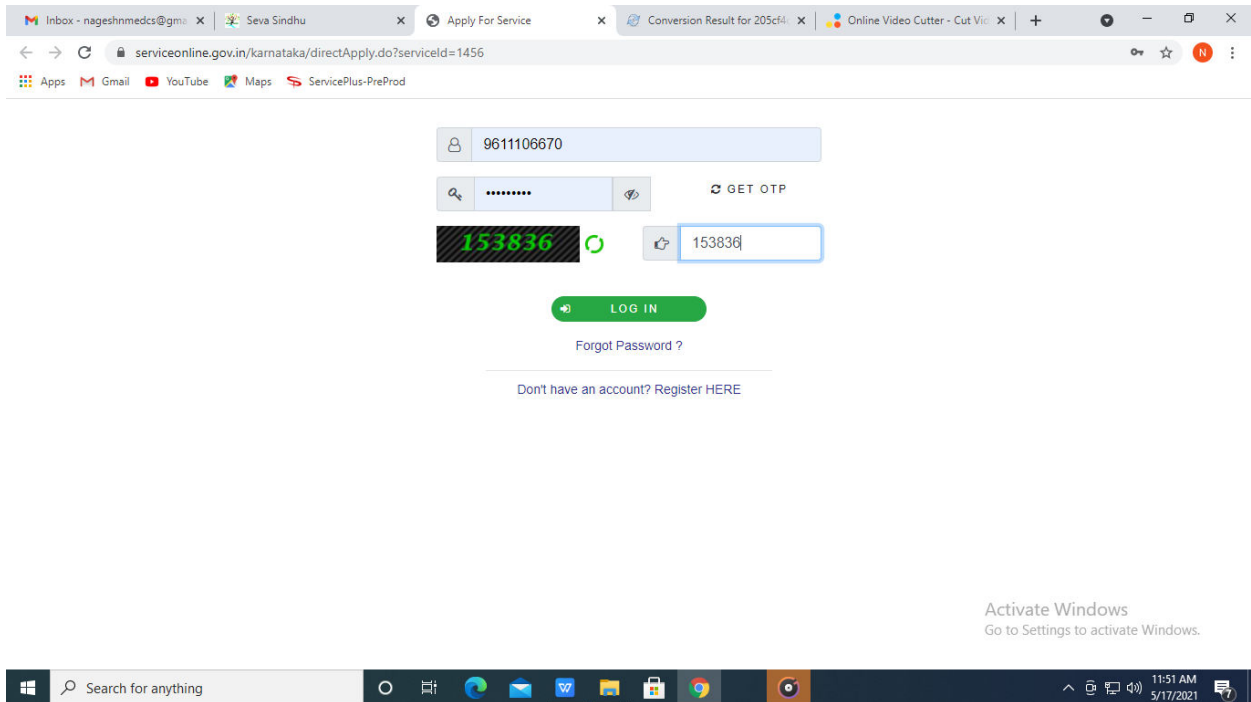
1 2 3 4 5 6 7

© All Rights Reserve Powered by SERVICEPLUS Page last updated on: 29-May-2021 4:41 PM

Step 3 : Click on Apply online



Step 4: Enter the username, password/OTP, captcha and click on Log In button



Step 5: Fill the Applicant Details

Menu

- Manage Profile
- Apply for services
 - View all available services
 - View Status of Application
 - Messages & Alerts

Themes Language Venugopal S N

ಉನ್ನತ ಶಿಕ್ಷಣ ಇಲಾಖೆ Department of Higher Education ಮಾರ್ಕ್ಸ್ ಕಾರ್ಡ್‌ನಿಂದ ತಡೆಹಿಡಿಯಲಾದ ತೆಗೆದುಹಾಕುವಿಕೆಗಾಗಿ ಅರ್ಜಿ Application For Removal Of Withheld From The Marks Card

College Details

Is the Student studying in the university campus/ಯುನಿವರ್ಸಿಟಿ ಕ್ಯಾಂಪಸ್‌ನಲ್ಲಿ ಕಲಿಯುತ್ತಿರುವ ವಿದ್ಯಾರ್ಥಿ * Yes/ಹೌದು No/ಇಲ್ಲ

Select the University/ವಿಶ್ವವಿದ್ಯಾಲಯವನ್ನು ಆಯ್ಕೆಮಾಡಿ *

Admission details

Name of the Candidate as per SSLC Marks Card/ಎಸ್‌ಎಸ್‌ಎಲ್‌ಸಿ ಮಾರ್ಕ್ಸ್ ಕಾರ್ಡ್ ಪ್ರಕಾರ ಅಭ್ಯರ್ಥಿಯ ಹೆಸರು *

Gender/ಲಿಂಗ * Male/ಪುರುಷ Female/ಮಹಿಳೆ Transgender/ತನ್ನಿ

Search for anything

3:46 PM 5/22/2021

Step 6: Verify the details. If details are correct, select the **checkbox ("Yes")**& Submit

Select the program/ವೋಗ್ರಾಂ ಆಯ್ಕೆಮಾಡಿ *

Select the Course/ಕೋರ್ಸ್ ಆಯ್ಕೆಮಾಡಿ *

Select the Combination/ಸಂಯೋಜನೆಯನ್ನು ಆಯ್ಕೆಮಾಡಿ *

Declaration

I hereby declare that the particulars furnished in this form are true to the best of my knowledge / ಈ ಅರ್ಜಿಯಲ್ಲಿ ನಾನು ಒದಗಿಸಿರುವ ಎಲ್ಲಾ ವಿವರಗಳು ಸತ್ಯವಾಗಿರುತ್ತವೆ ಎಂದು ಘೋಷಿಸುತ್ತೇನೆ.

I Agree *

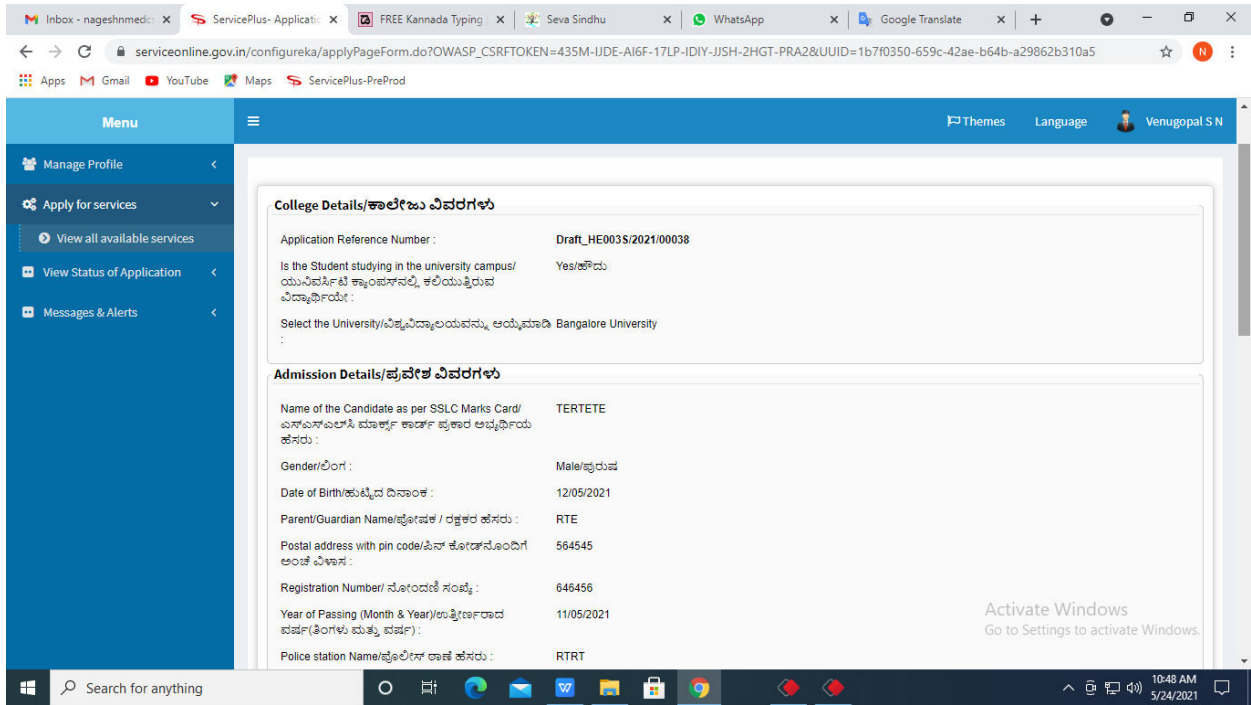
Word verification

Please enter the characters shown above

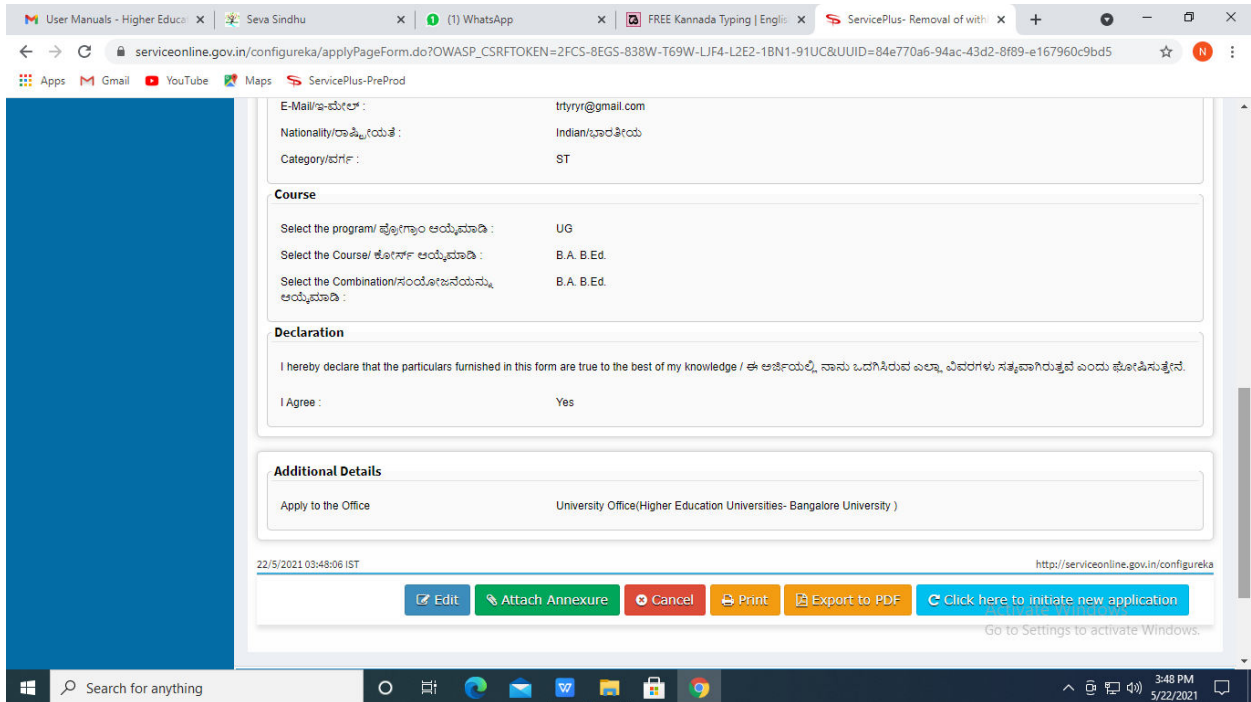
Search for anything

3:47 PM 5/22/2021

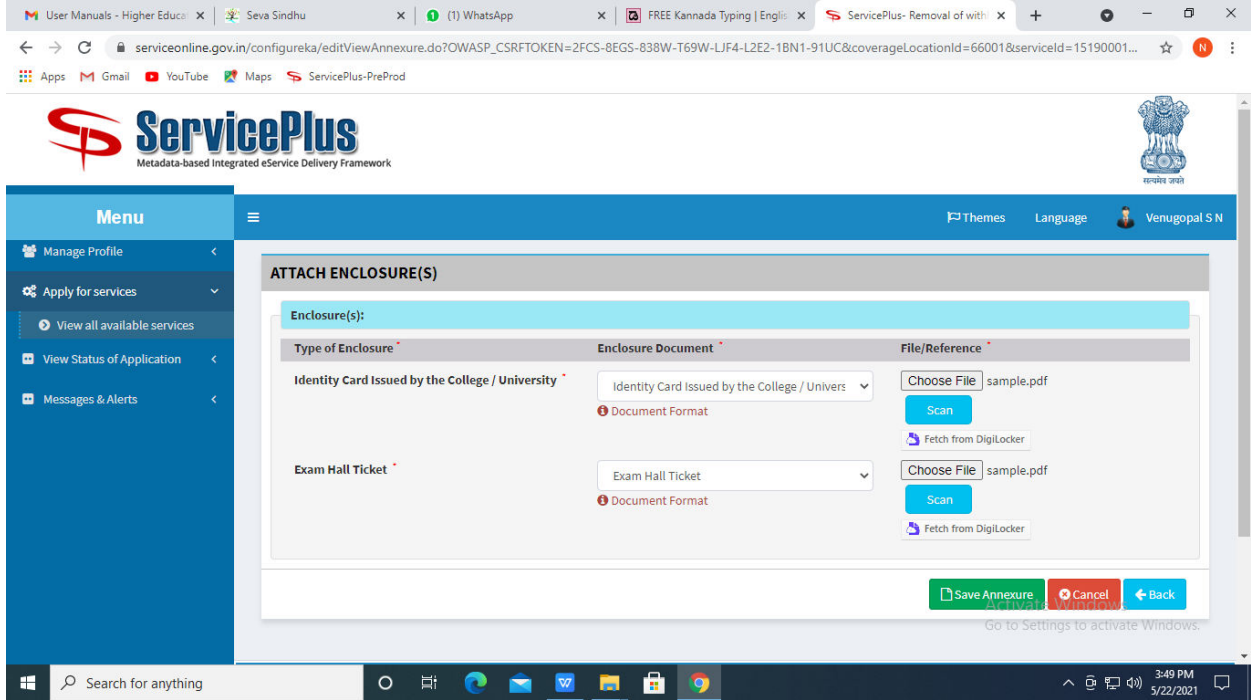
Step 7: A fully filled form will be generated for verification, If you have any corrections click on **Edit** option, Otherwise proceed to **Attach annexures**.



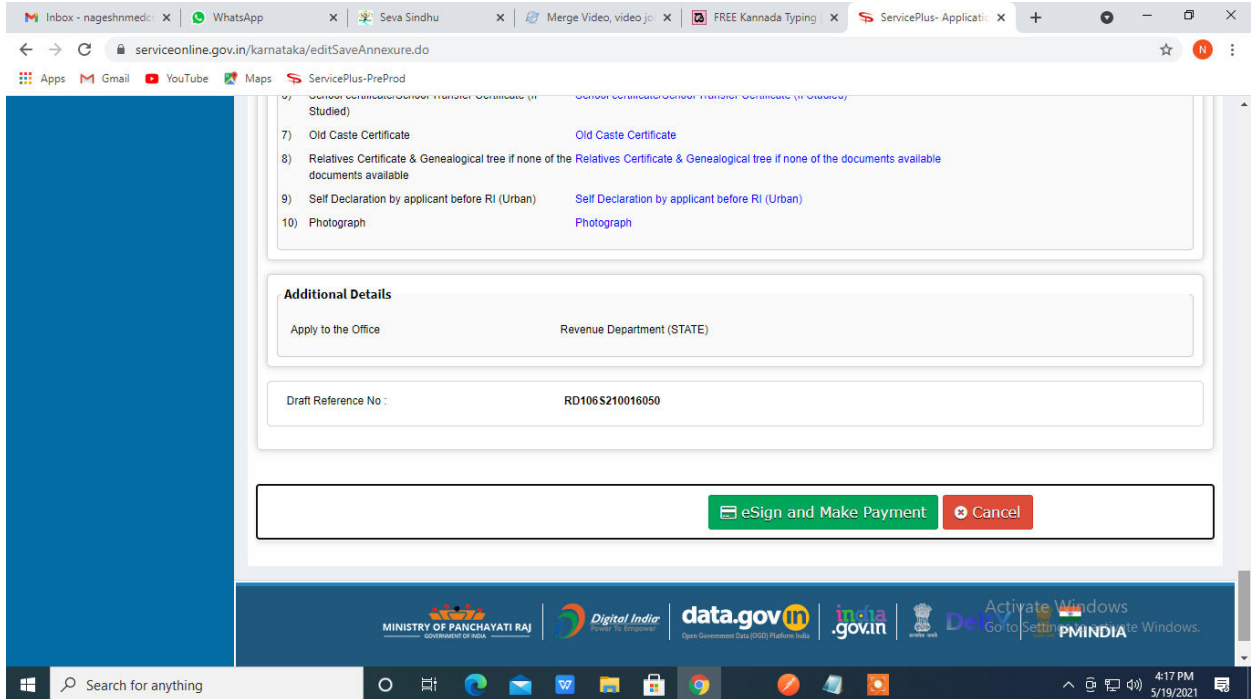
Step 8 : Click on **Attach annexures**



Step 9: Attach the annexures and click on save annexures



Step 10 :Saved annexures will be displayed and click on e sign and Make Payment to proceed.



Step 11 : Click on I agree with above user consent and eSign terms and conditions and Select authentication type to continue and click on **OTP**

Consent Authentication Form

I hereby state that I have no objection in authenticating myself with Aadhaar based authentication system and consent to providing my Aadhaar number along with the authentication details for the purposes of availing "**Land Holding Certificate / ಭೂ ಹಿಡುವಳಿ ಪ್ರಮಾಣ ಪತ್ರ**" by eSigning Application form and Enclosure(s). I understand that the OTP I provide for authentication shall be used only for authenticating my identity through the Aadhaar Authentication system, for obtaining my e-KYC through Aadhaar e-KYC service and for the issuance of Digital Signature Certificate (DSC) for this specific transaction and for no other purposes. For the creation of DSC, I understand that the options that I have chosen are the ones that shall be populated in the DSC generated by the CA and I provide my consent for the same. I also understand that the following fields in the DSC generated by the CA are mandatory and I give my consent for using the Aadhaar provided e-KYC information to populate the corresponding fields in the DSC.

1. Common Name (name as obtained from e-KYC)
2. Unique Identifier (hash of Aadhaar number)
3. Pseudonym (unique code sent by UIDAI in e-KYC response)
4. State or Province (state as obtained from e-KYC)
5. Postal Code (postal code as obtained from e-KYC)
6. Telephone Number (hash of phone as obtained from e-KYC)

I understand that ServicePlus shall ensure security and confidentiality of my personal identity data provided for the purpose of Aadhaar based authentication.

I agree with above user consent and eSign terms and conditions

Select authentication type to continue

OTP **Download Document**

Step 12 : Enter Aadhar Number and click on get OTP

Ministry of Electronics and Information Technology
Government of India

Digital India
Power To Empower

सी डैक
CDAC
Centre for Development of Advanced Computing

You are currently using C-DAC eSign Service and have been redirected from

Hastakshar
हस्ताक्षर
C-DAC's eSign Service

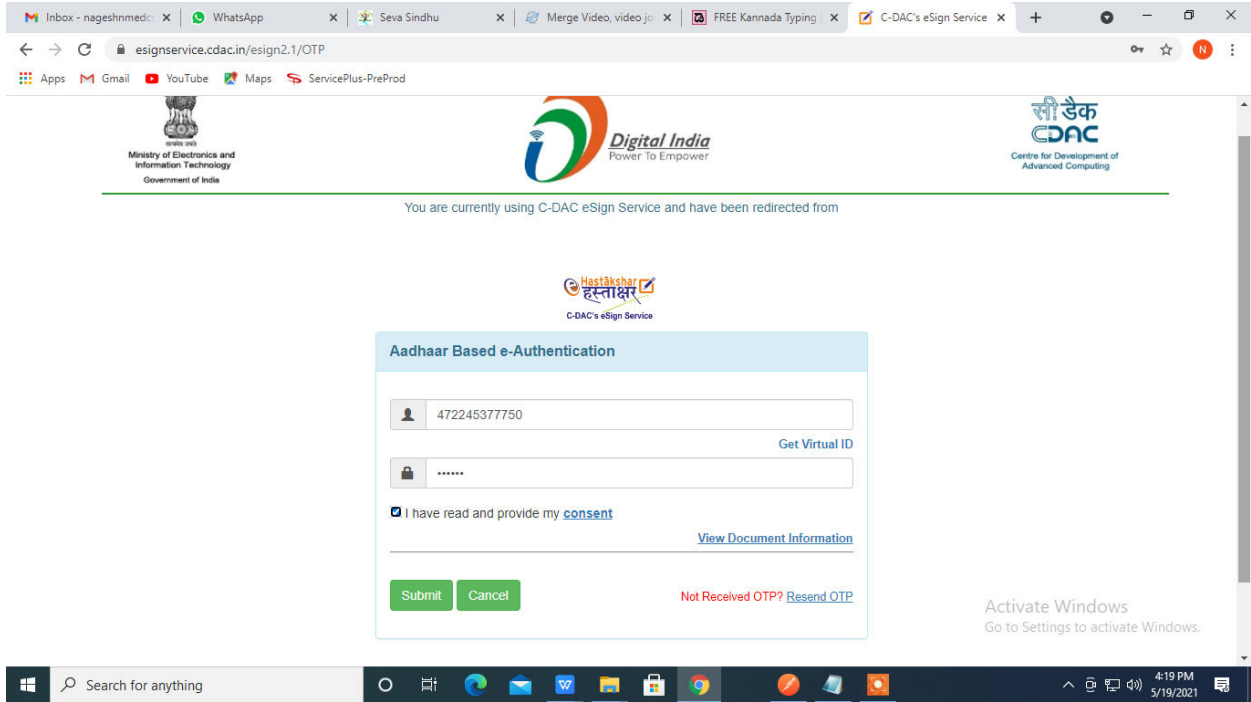
Aadhaar Based e-Authentication

Enter Your Virtual ID / Aadhaar Number [Get Virtual ID](#)

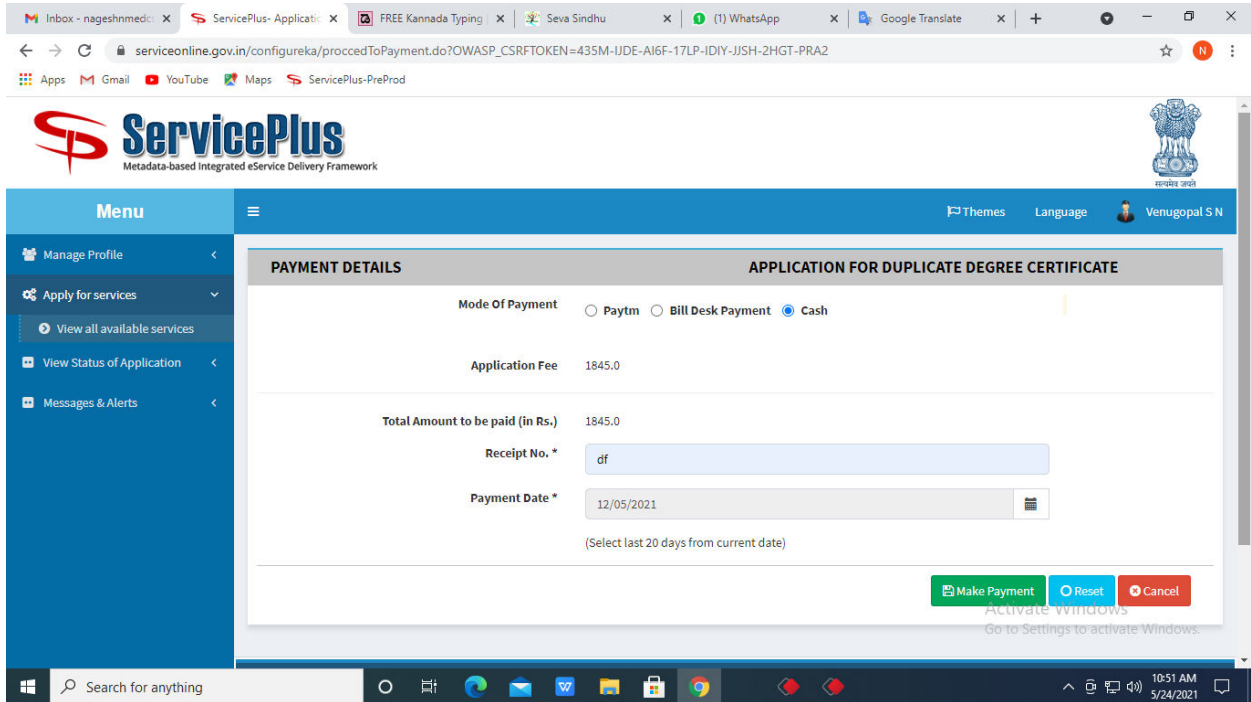
Enter Your Aadhaar OTP [View Document Information](#)

Get OTP **Cancel** [Not Received OTP? Resend OTP](#)

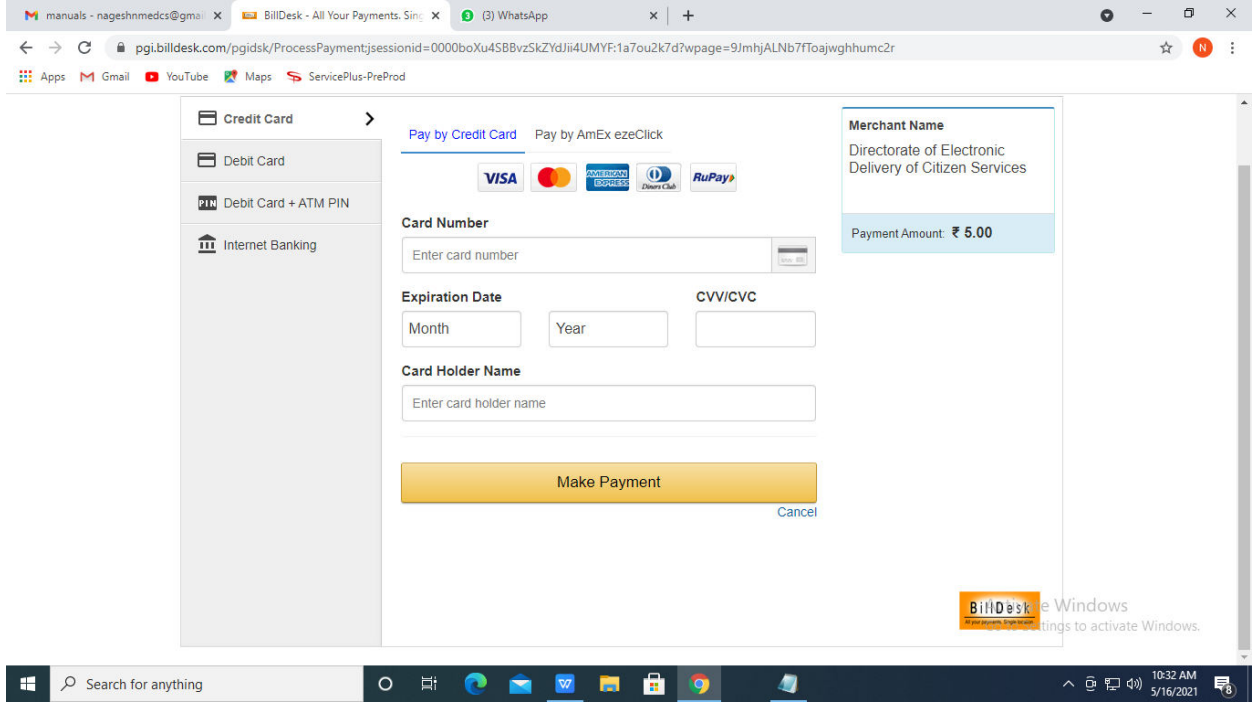
Step 13 :Enter OTP and click on Submit



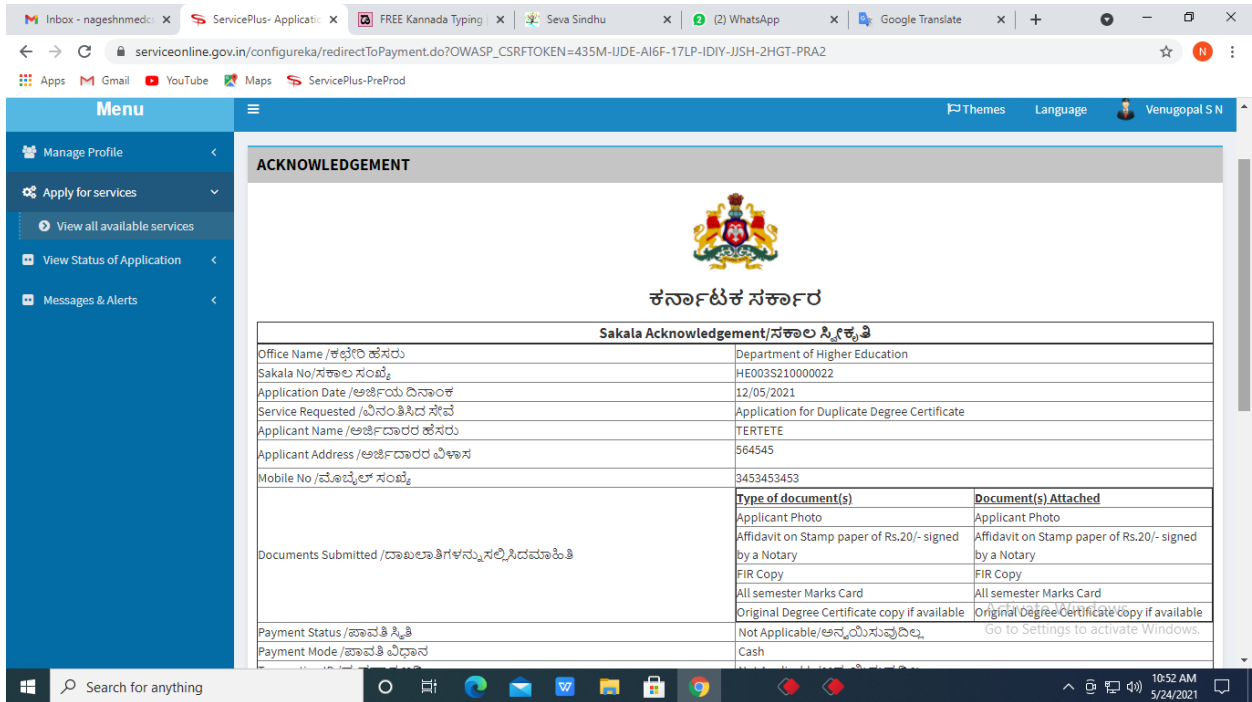
Step 14 : Select the Mode of Payment and click on Make Payment to proceed



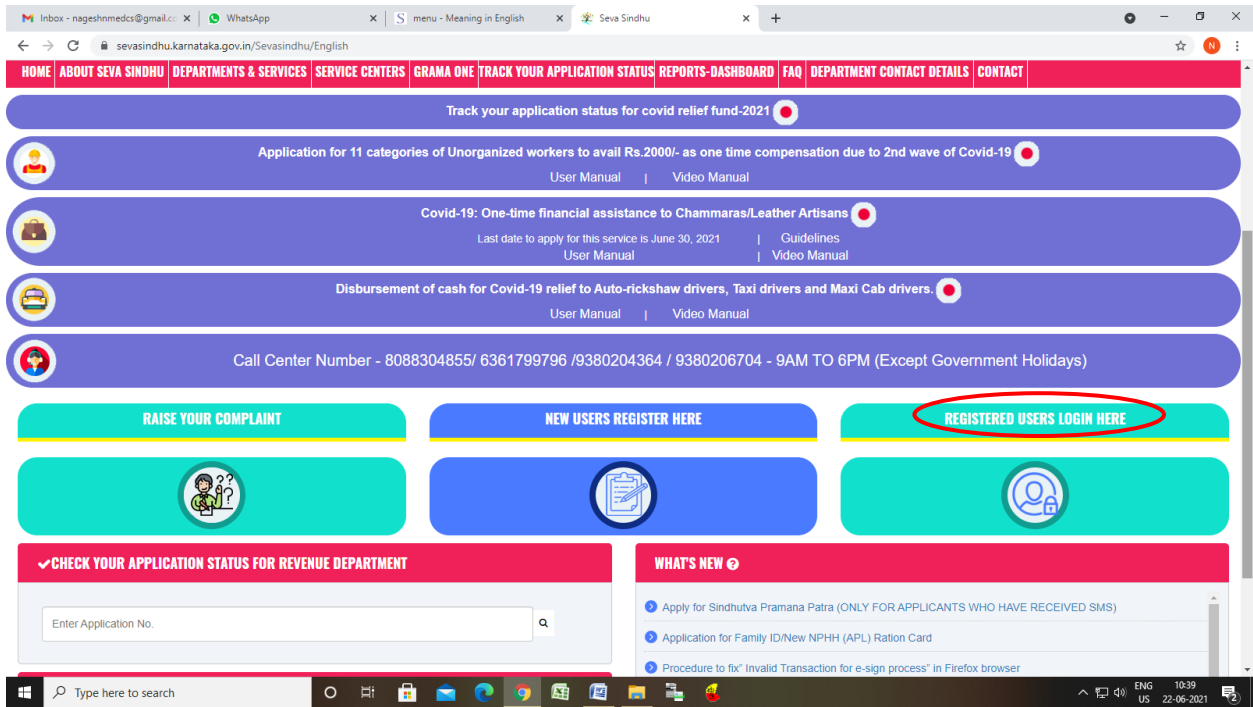
Step 15 : Select preferred payment method (Credit Card/Debit Card/Internet Banking), enter the required details and click on make payment



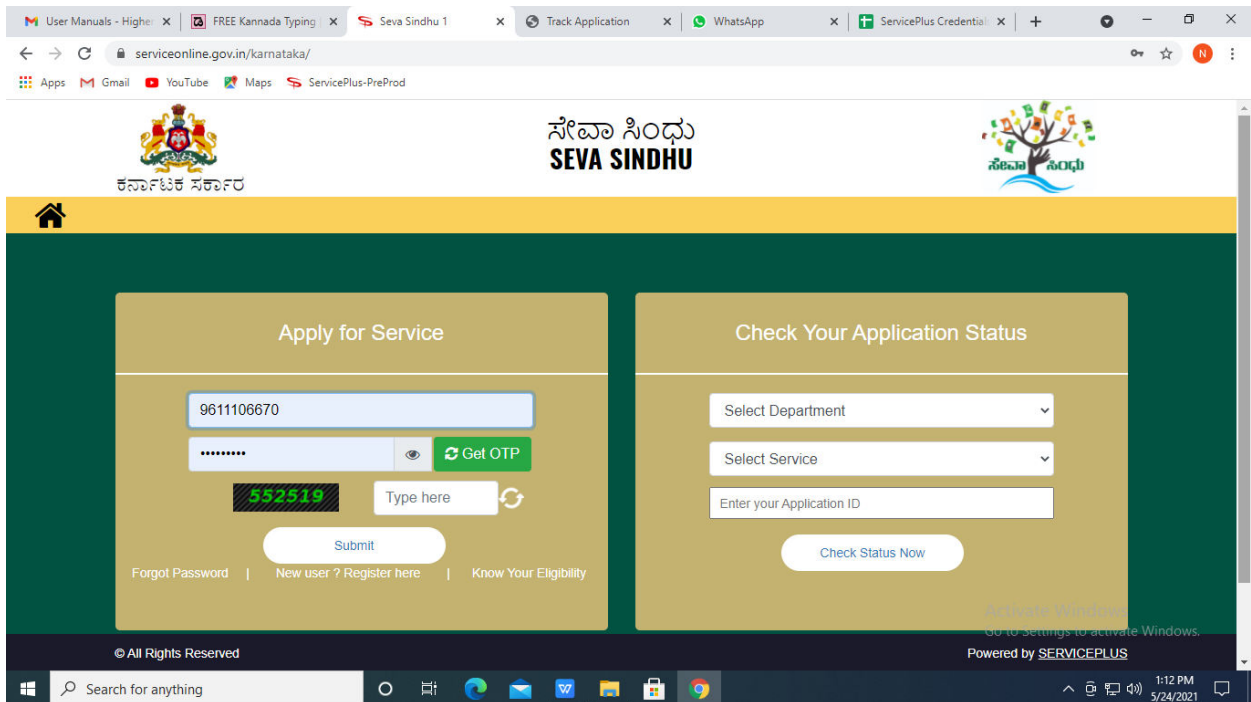
Step 16 :After payment is successful, acknowledgement will be generated. Acknowledgment consists of applicant details, application details and the payment details for applicant's reference.



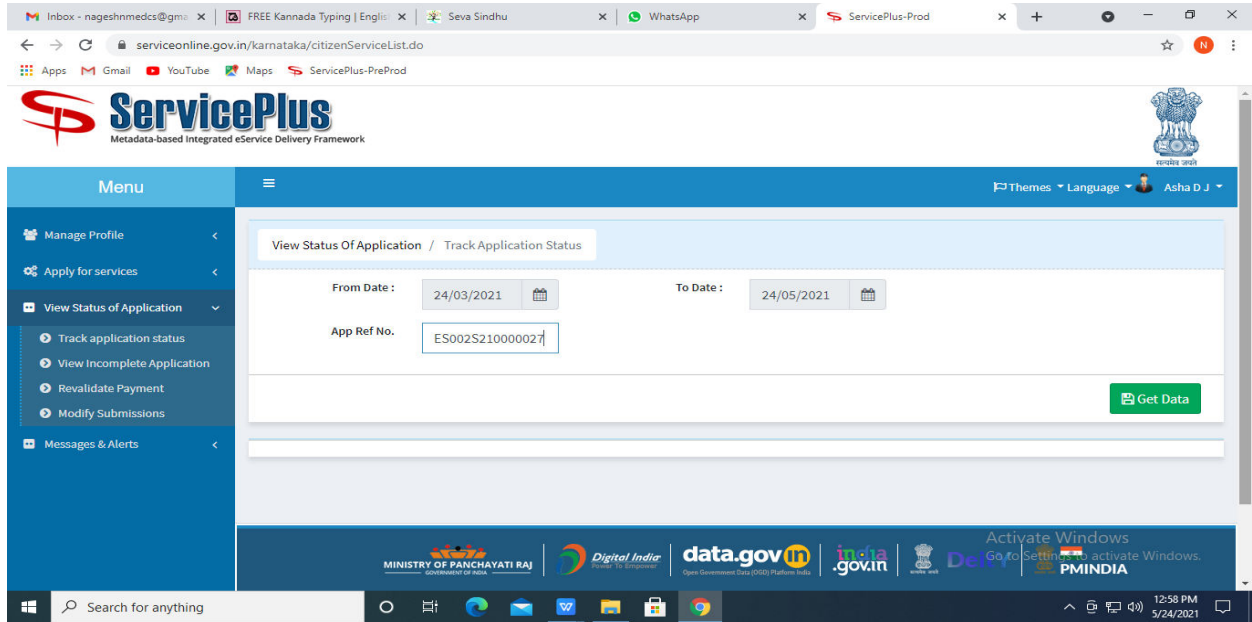
Step 17 : To download the certificate, go to the sevasindhu.karnataka.gov.in and click on **Registered Users Login Here**



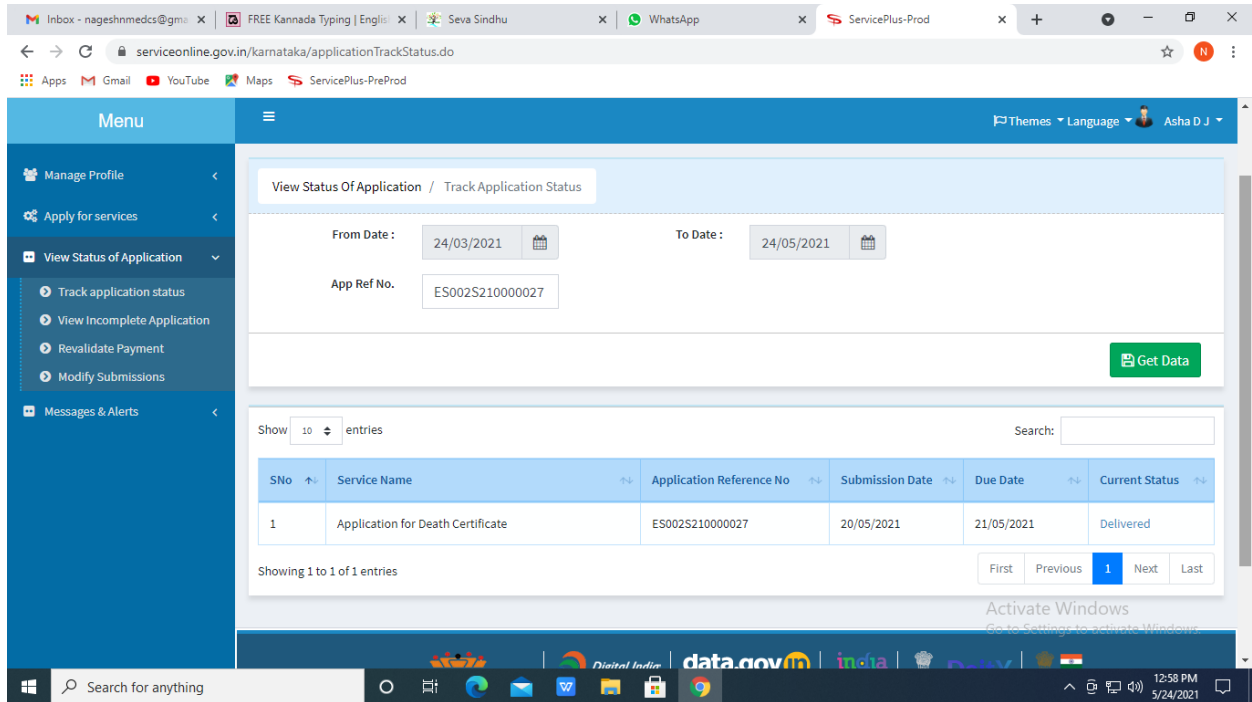
Step 18 : Once the login page is open, enter your username, password/OTP, captcha and click on **Submit**.



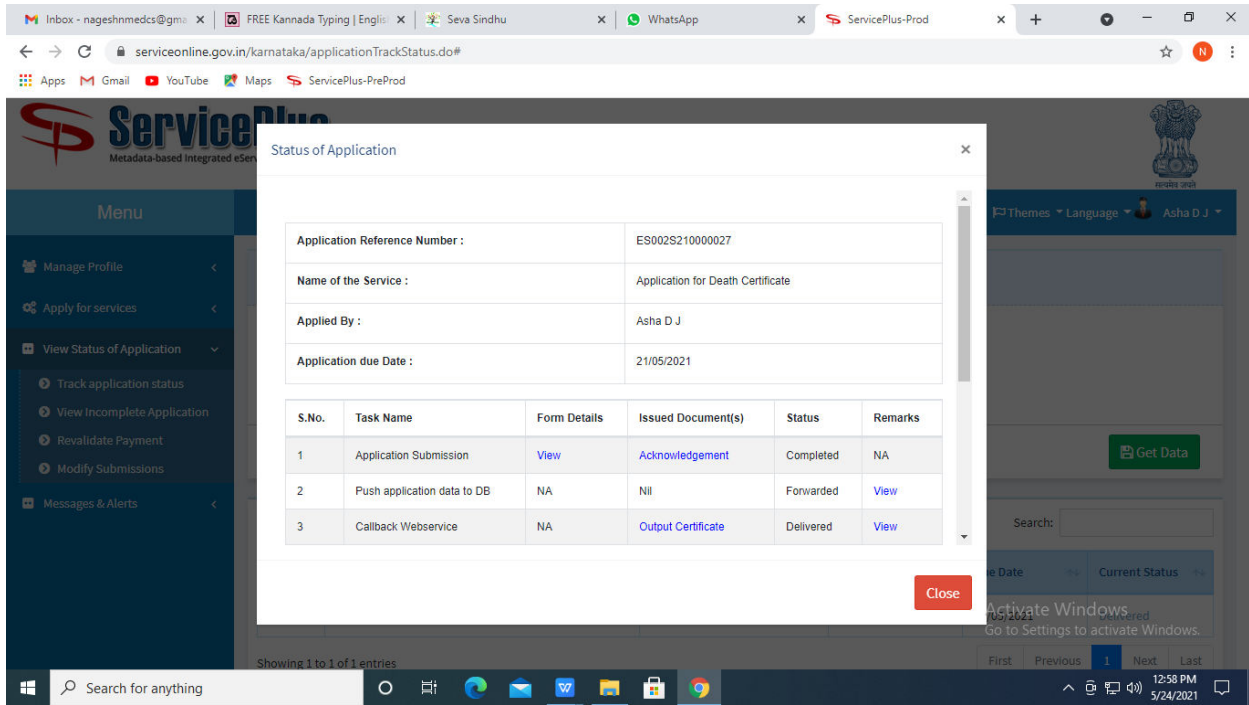
Step 19 :Click on **View Status of Application** --> **Track application status**. Enter Application Reference Number (you can refer to Acknowledgment/SMS to get Application Reference Number) and click on **Get Data**.



Step 20 : Check Current Status of the application. If it is delivered, Click on **Delivered**.



Step 21 :Under Issue Document(s), click on **Output certificate**

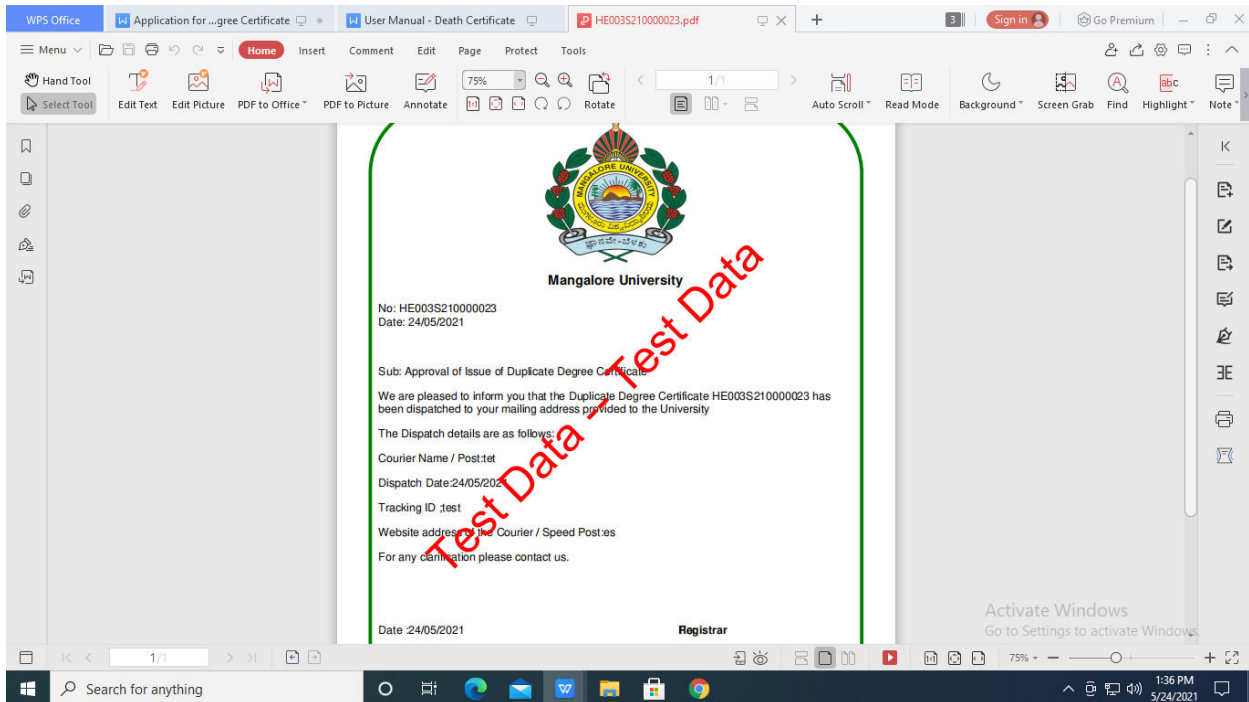


The screenshot shows the 'Status of Application' modal window. The application details are as follows:

Application Reference Number :	ES002S210000027
Name of the Service :	Application for Death Certificate
Applied By :	Asha D J
Application due Date :	21/05/2021

S.No.	Task Name	Form Details	Issued Document(s)	Status	Remarks
1	Application Submission	View	Acknowledgement	Completed	NA
2	Push application data to DB	NA	Nil	Forwarded	View
3	Callback Webservice	NA	Output Certificate	Delivered	View

Step 22: Removal of withheld from the marks card will be downloaded. You can print the certificate if required.



The screenshot shows a PDF document from Mangalore University. The document contains the following text:

Mangalore University

No: HE003S210000023
Date: 24/05/2021

Sub: Approval of Issue of Duplicate Degree Certificate

We are pleased to inform you that the Duplicate Degree Certificate HE003S210000023 has been dispatched to your mailing address provided to the University

The Dispatch details are as follows:

Courier Name / Post.tet
Dispatch Date 24/05/2021
Tracking ID .test
Website address of the Courier / Speed Post.es
For any clarification please contact us.

Date :24/05/2021
Registrar